

# Zsh

Name	Path	Module
Zsh latest	/fs00/software/zsh/latest	zsh/latest
Zsh 5.8	/fs00/software/zsh/5.8	zsh/5.8






The image shows three groups of base ten blocks. The first group consists of two vertical rods (tens). The second group consists of three vertical rods (tens). The third group consists of ten individual units (ones) arranged in two rows of five.

## Environment Modules

Environment Modules ▢ Zsh

```
echo "source /fs00/software/modules/latest/init/profile.sh" >> ~/.zshrc
```

--	--	--	--	--	--

-    Bash  Shell
-  Zsh

```
module load zsh/latest && exec zsh
```

- Zsh Shell Zsh Zsh PS1 \$ \$+

# Oh My Zsh

--	--

```
git clone https://mirror.nju.edu.cn/git/ohmyzsh.git
cd ohmyzsh/tools
REMOTE=https://mirror.nju.edu.cn/git/ohmyzsh.git sh install.sh
```

## Oh My Zsh

```
git -C $ZSH remote set-url origin https://mirror.nju.edu.cn/git/ohmyzsh.git
git -C $ZSH pull
```



```
omz update
```



## Powerlevel10k



```
git clone --depth=1 https://mirror.nju.edu.cn/git/powerlevel10k.git ${ZSH_CUSTOM:-$HOME/.oh-my-zsh/custom}/themes/powerlevel10k
```



```
~/.zshrc
```

```
ZSH_THEME="powerlevel10k/powerlevel10k"
```



```
cd ${ZSH_CUSTOM:-$HOME/.oh-my-zsh/custom}/themes/powerlevel10k && git pull
```

## 256



```
xterm 256
```

```
echo "export TERM=xterm-256color" >> ~/.zshrc
```



```
~/.p10k.zsh
```

1. `POWERLEVEL9K_RIGHT_PROMPT_ELEMENTS` `context`  
`POWERLEVEL9K_LEFT_PROMPT_ELEMENTS`
2. `typeset -g`  
`POWERLEVEL9K_CONTEXT_{DEFAULT,SUDO}_{CONTENT,VISUAL_IDENTIFIER}_EXPANSION=`
3. `typeset -g POWERLEVEL9K_CONTEXT_PREFIX=` `"`



## zsh-autosuggestions



```
git clone https://mirror.nju.edu.cn/git/zsh-autosuggestions ${ZSH_CUSTOM:~/.oh-my-zsh/custom}/plugins/zsh-autosuggestions
```

```
~/.zshrc plugins= zsh-syntax-highlighting
```

```
plugins=( ... zsh-autosuggestions)
```



```
cd ${ZSH_CUSTOM:~/.oh-my-zsh/custom}/plugins/zsh-autosuggestions && git pull
```

## zsh-syntax-highlighting



```
git clone https://mirror.nju.edu.cn/git/zsh-syntax-highlighting.git ${ZSH_CUSTOM:~/.oh-my-zsh/custom}/plugins/zsh-syntax-highlighting
```

```
~/.zshrc plugins= zsh-syntax-highlighting
```

```
plugins=( [plugins...] zsh-syntax-highlighting)
```



```
cd ${ZSH_CUSTOM:- ~/.oh-my-zsh/custom}/plugins/zsh-syntax-highlighting && git pull
```

---

Revision #49

Created 1 February 2022 08:30:34 by Yao Ge

Updated 6 August 2023 14:59:02 by Yao Ge